



**Southport and
Ormskirk Hospital**
NHS Trust

PATIENT INFORMATION (Easy Read)

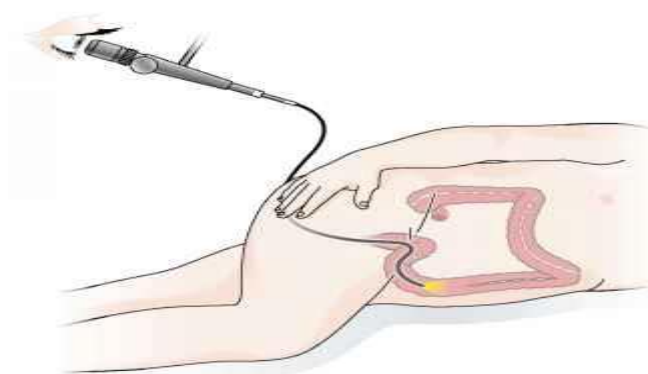
Flexible Sigmoidoscopy with Sedation

This booklet uses easy words and pictures to help you get the information you need about having a Flexible Sigmoidoscopy.

You may find it helpful to ask someone to read this booklet with you.

Looking up your bottom to check your lower bowel or rectum is called a **flexible sigmoidoscopy**.

The doctor can do this by putting a tube with a very tiny camera on it up your bottom.



Your doctor may send you for this test if you have symptoms such as:

- Bleeding from your bottom
- Needing a poo more often than usual or diarrhoea.

Before Your Test

If you are asked to come to hospital for a sigmoidoscopy there are some things you will be asked to do before you come:

- You may be asked to change what you eat and drink before you go for your test.
- You may also be asked not to eat or drink anything for a few hours before your test.
- Your doctor or nurse will tell you more about what you need to do

For the test your back passage (rectum) needs to be empty.

Your nurse will give you an enema and this will make you need to go the toilet.

Having Your Test

The test does not take long and you will only have to visit the hospital and you will not need to stay overnight.

You will be asked to get undressed and put on a hospital gown and lie on a bed.

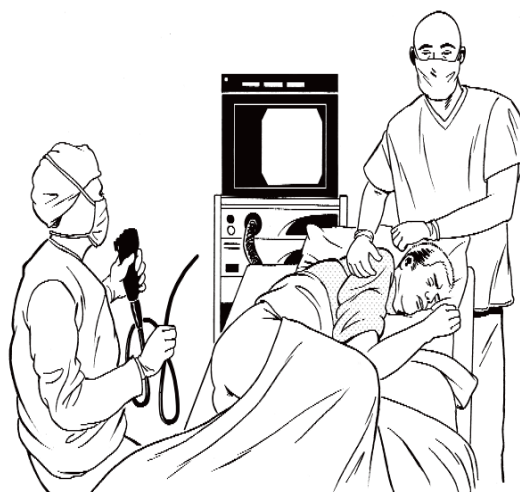


To help you relax and to reduce any discomfort during the procedure you may be offered a special gas to breathe in – this is called **Entonox**. A nurse will show you how to do this and will help you throughout your test.



Or, sometimes you may be given an injection which will make you feel sleepy and help you not to feel any pain. This is called a sedative.

The doctor or nurse who is doing the sigmoidoscopy will ask you to lie on your side. This is so they can put the camera into your bottom and up into your lower bowel.



It can be a bit of a shock when the tube goes into your bottom but it shouldn't hurt.....Tell the doctor or nurse if it hurts too much.

The tube has a tiny camera and light on the end of it so that they can see the inside of your bowel and check for anything that may be wrong.

Some air will come out of the camera to open up your bowel. This helps the camera see more easily.

This can feel very strange and you may feel as if you want to go to the toilet. You don't have to worry about this feeling as it is just the air and there is no need to go to the toilet.

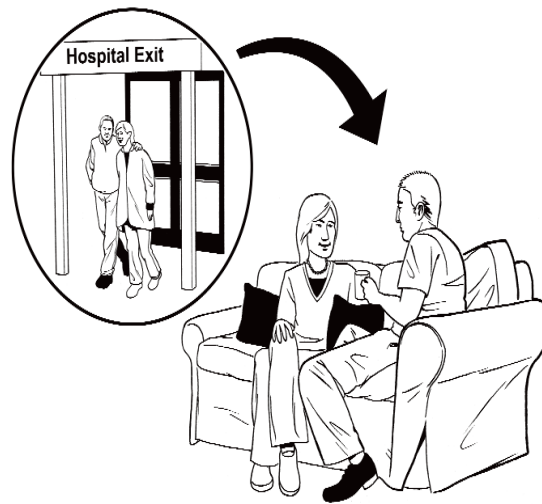
After My Test

- When they have finished the test you will be able to stay lying down until you feel more awake, and may be able to have something to eat and drink.
- You might have some air coming out of your bottom. This is normal after the test and will soon pass. This may also make your stomach uncomfortable for a few hours.
- Your doctor or nurse will be able to talk to you about your results.



Things to remember..

You will need someone with you to help you get home and who can stay with you afterwards for up to 24 hours as you will still be affected by the sedation.



The sedation (the medicine that made you sleepy) can slow down your reflexes and judgment.

It may be helpful to have the next day off work, but for the first 24 hours following your test **do not**:

- Drive a car
- Drink Alcohol or Smoke
- Take sleeping tablets
- Use any machinery or electrical items
- Sign any legal documents
- Work at heights (this means climbing ladders or standing on a chair).

Your stomach may feel uncomfortable for a few hours. If the pain gets worse and you are also passing blood from

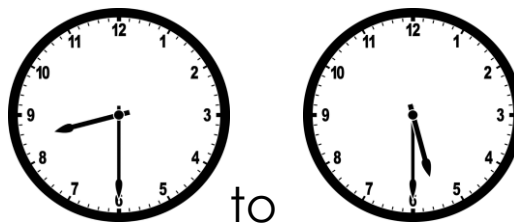
your bottom please ring the endoscopy suite or your doctor for advice.

If you have any questions before or after your test please telephone the Endoscopy Suite.

Any samples that are taken are tested by a laboratory. This can take 10-14 days and the results will be sent directly to your doctor.

ENDOSCOPY SUITE CONTACT TELEPHONE NUMBERS

Monday to Friday from 8:30 in the morning till 5:30 at night.



01695 656460 (Ormskirk)
01704 704368 (Southport)



If you need to speak to someone at night please ring your own GP, NHS 111 or visit your nearest Accident and Emergency Department.

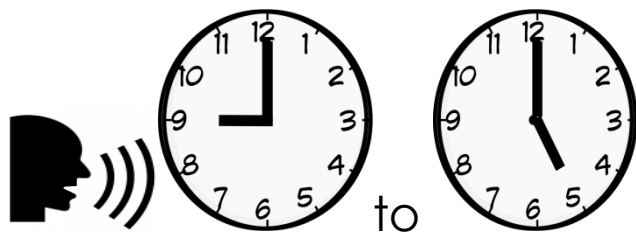
During your visit to the hospital with us, it is important that you are happy with your care and treatment.

If you are not happy, please speak to the nurse in charge if you are worried or have any questions.

MATRON

A Matron (who is a senior nurse) can also talk to you

Monday to Friday



INFECTION PREVENTION REQUEST

Whilst visiting the hospital we ask patients and visitors to help us to prevent infection.

You can help by cleaning your hands regularly.



If you are unsure that a member of staff caring for you have washed their hands, please ask them. They will be happy to wash their hands so that you can see them.

Adapted from:

*Southport and Ormskirk NHS Trust – Patient Information
– Sigmoidoscopy with sedation*

Joanna Sutton Colorectal nurse specialist nurse.

*CHANGE Cancer services easy read booklet. Having a
Colonoscopy Diagnosis and Treatment (2014)*

Please ring 01704 704714 if you need this leaflet in an alternative format

Southport and Ormskirk Hospital NHS Trust

Ormskirk & District General Hospital
Wigan Road, Ormskirk, L39 2AZ

Tel: (01695) 577111

Southport & Formby District General Hospital
Town Lane, Kew, Southport, PR8 6PN

Tel: (01704) 547471

FOR APPOINTMENTS

Telephone (01695) 656680

Email soh-tr.appointments@nhs.net

Learning Disability and Autism Nurse – 01704 705248
soh-tr.learningdisabilityliaison@nhs.net

Please remember to complete the **attached** *Friends and Family Test*.

Alternatively, you can complete the *Friends and Family Test* on-line by going to:

southportandormskirk.nhs.uk/FFT

Thank you

Author/Owner: Emma Houghton

Ref: 16/45

Version: 3

Reviewed: September 2022

Next Review: September 2025